



Chevron City to Surf for Activ Team Registration



1 When registering, choose 'Create a Team'



2 Enter your Team Name



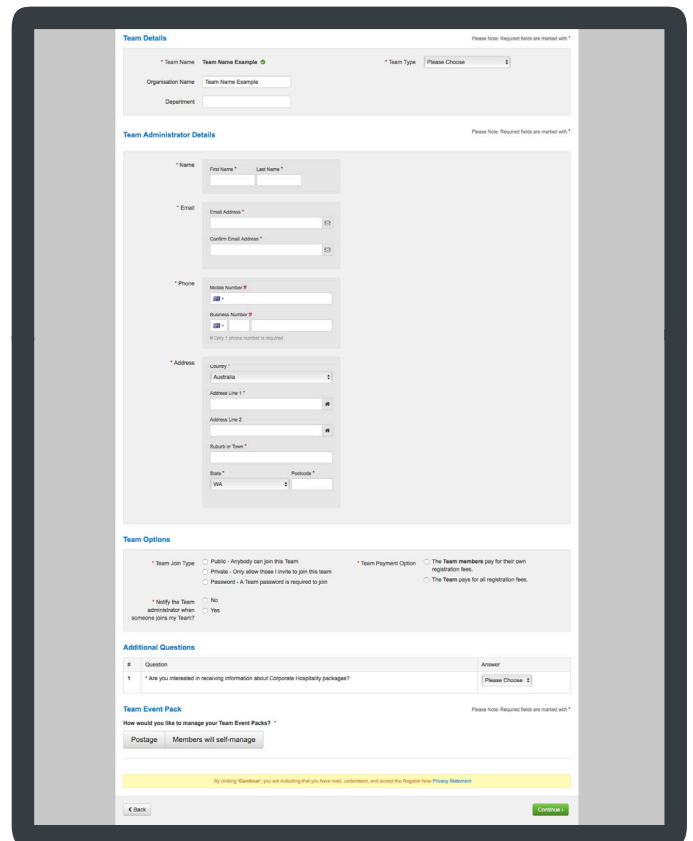
3 Enter your details

Enter your details and this will create your Team.

Join Type: How do team members join?

Payment Option: Who is paying?

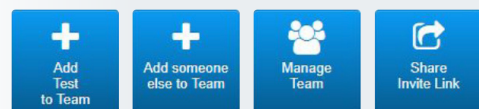
Notifications: More emails?



4 Invite others to Join Your Team

NEXT STEPS: You can start adding people to your Team (including yourself) and invite others.

The Manage Team button takes you to the Team Summary page where you can view / edit all registration details and make payments. You can access this page at any time.



Payment Information

When it comes to Payment, you can review each person in your team and choose fees to pay and exclude paying extras like donations / merchandise. See **Step 4** of how to access payment information through 'Manage Team'.

